

ELKAY

Dart Canyon™ Farmhouse Workstation Sink





Stylish Good Looks Are Only the Beginning


The first of its kind, Dart Canyon™ is a testament to Elkay's passion for ingenuity. This dynamic sink is thoughtfully designed to meet the needs of everyone, from the little ones who want to help clean up after snack time to people looking to the future and aging in place.





Dart Canyon's innovative dual-depth design offers in-sink organization and custom-sized accessories that make working at the sink more convenient. This sink was engineered for both beauty and functionality with a farmhouse design that's a practical solution for ADA-accessible kitchens.

Workstation Functionality
 Custom accessories turn the sink into a workstation to make meal prep and cleaning up even more convenient.

Built-in Work Shelf
 Keep your counters clutter free by keeping kitchen tools like sponges and brushes within reach and out of sight.

Deep Bowl
 High-capacity 9" bowl offers more room inside for stacking dishes, filling stockpots, and handling large baking sheets and roasters.

Sleek, Modern Styling
 Tight corners give the sink a modern look, and classic stainless steel is easy to clean.

Farmhouse Design
 Stainless material apron front adds a stylish design element to the kitchen.

Available Sizes

Model	Dimensions	Min. Cabinet Size	Gauge
ELDSSF36279DBG	35-7/8" x 27-1/4" x 9-5/8"	36"	16
ELDSSF33279DBG	32-7/8" x 27-1/4" x 9-5/8"	33"	16
ELDSSF30279DBG	29-7/8" x 27-1/4" x 9-5/8"	30"	16

Note: Product is ADA compliant when properly installed.

Accessories

Included:

- Reversible bottom grid
- Drain (LKDD)
- Drain cover (CTXDC0606)

Optional:

- Wood cutting board (LKCB1223LWN)
- Wood-handled large colander (LKC0722LSS)
- Wood-handled small colander (CTXC0712)

Learn more at elkay.com/dart-canyon.

